

FREE eBooks provided by Region 11 TREC for CHA students!

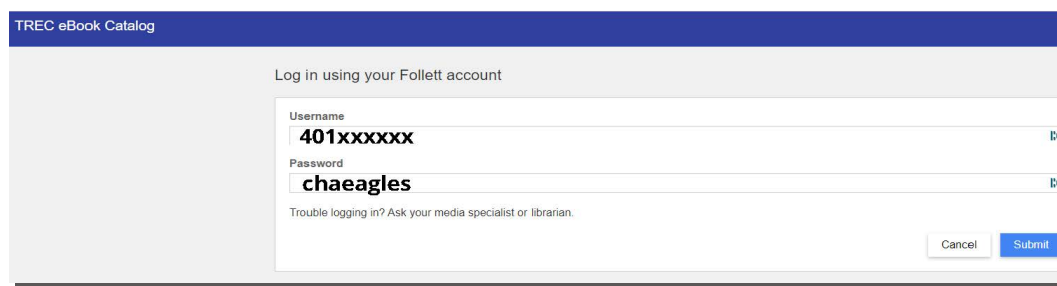
Start Using TREC eBooks in 4 Easy Steps

1. Visit this link to access thousands of eBooks:
<https://search.follettsoftware.com/metasearch/ui/2808>

Login using your username and password.

username: 401xxxxxxx (401 + your student ID)

password: chaeagles

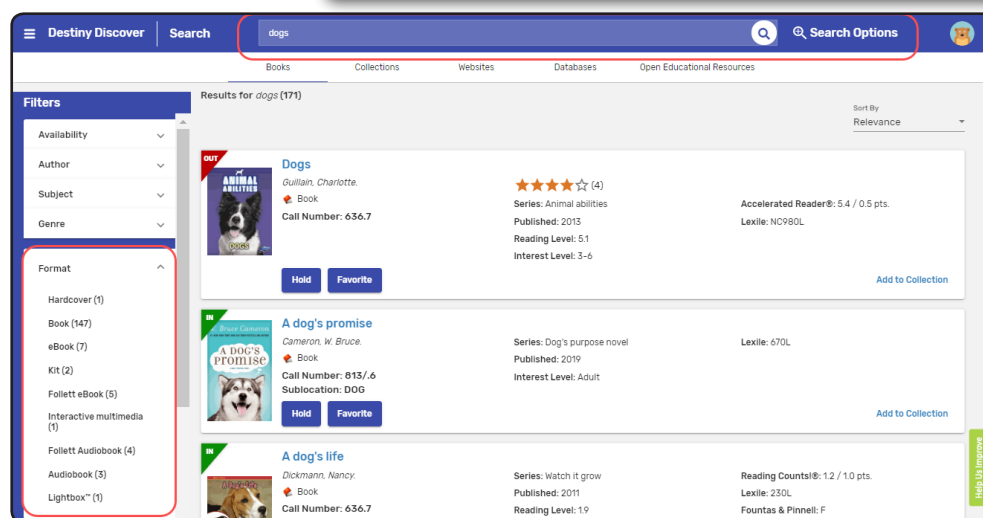
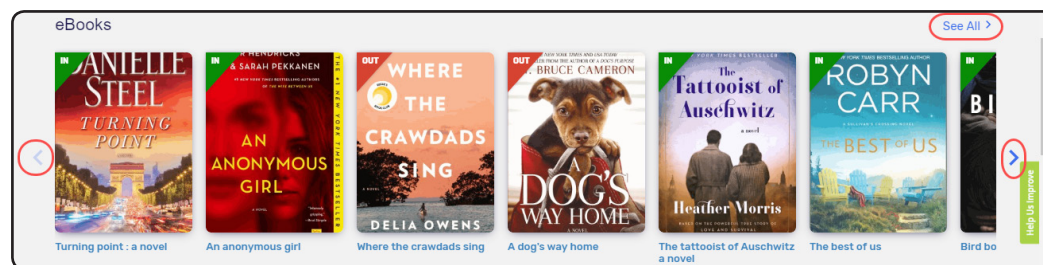


2. Find an eBook.

Browse the digital collections featured on your homepage.

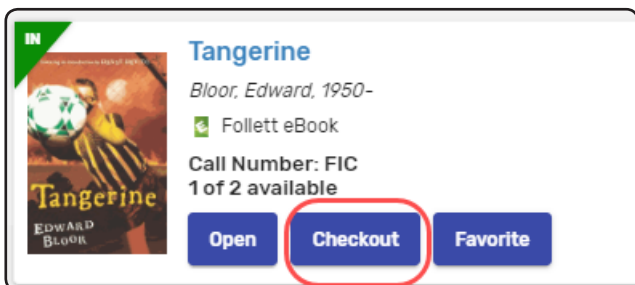
Or, search, and then use the **Format** filter to only show the types of books you want to see.

Click **Open** to preview an available title.



3. Check it out.

From search results, click **Checkout**. Or, from an open book, select  > **Checkout Book**.



What if the book says it's IN, but there's no Checkout option?

That means a shared account is used. Just click **Open** or **Play** instead.

How do I get to my checked-out books?

From the top-left corner of any page in **Destiny Discover**, select  > **Checkouts** (or **My Stuff** > **Checkouts**).

4. Start reading!

Need to take your book offline?

Use the Destiny Discover app.

Check out these videos:

iOS: <http://bit.ly/DDAppiOS>

Android: <http://bit.ly/DDAppAndroid>

If you don't have the app, see this Help topic for a browser option:

<http://bit.ly/OfflineBrowser>

